



US00D598183S

(12) **United States Design Patent**
Bank

(10) **Patent No.:** **US D598,183 S**

(45) **Date of Patent:** **** Aug. 18, 2009**

(54) **SLIPPER**

(76) Inventor: **Marshall P. Bank**, 5001 Pebble Beach Cir., Wilson, NC (US) 27896

(**) Term: **14 Years**

(21) Appl. No.: **29/331,258**

(22) Filed: **Jan. 22, 2009**

(51) **LOC (9) Cl.** **02-04**

(52) **U.S. Cl.** **D2/921**

(58) **Field of Classification Search** D2/896,
D2/901, 919-925, 946, 947, 954, 969, 972,
D2/976; 36/45, 83, 84, 3 A, 3 B, 11, 10,
36/26, 113, 14, 22 R, 7.1 R, 7.6, 7.7, 25 R
See application file for complete search history.

(56) **References Cited**

U.S. PATENT DOCUMENTS

D132,929 S *	6/1942	Shields	D2/921
D173,286 S *	10/1954	Silver	D2/921
D174,143 S *	3/1955	Silver	D2/897
D175,371 S *	8/1955	Silver	D2/897
D251,636 S *	4/1979	Chapman et al.	D2/921
D276,003 S *	10/1984	McAbery	D2/921
D528,749 S *	9/2006	Harper	D2/919

D540,517 S *	4/2007	McClaskie	D2/954
D566,934 S *	4/2008	Della Valle	D2/954

* cited by examiner

Primary Examiner—Ian Simmons

Assistant Examiner—Rashida C McCoy

(74) *Attorney, Agent, or Firm*—QuickPatents, Inc.; Kevin Prince

(57) **CLAIM**

I claim the ornamental design for a slipper, as shown and described.

DESCRIPTION

FIG. 1 is a perspective view of a slipper, showing my new design;

FIG. 2 is a front elevational view thereof;

FIG. 3 is a rear elevational view thereof;

FIG. 4 is a left-side elevational view thereof;

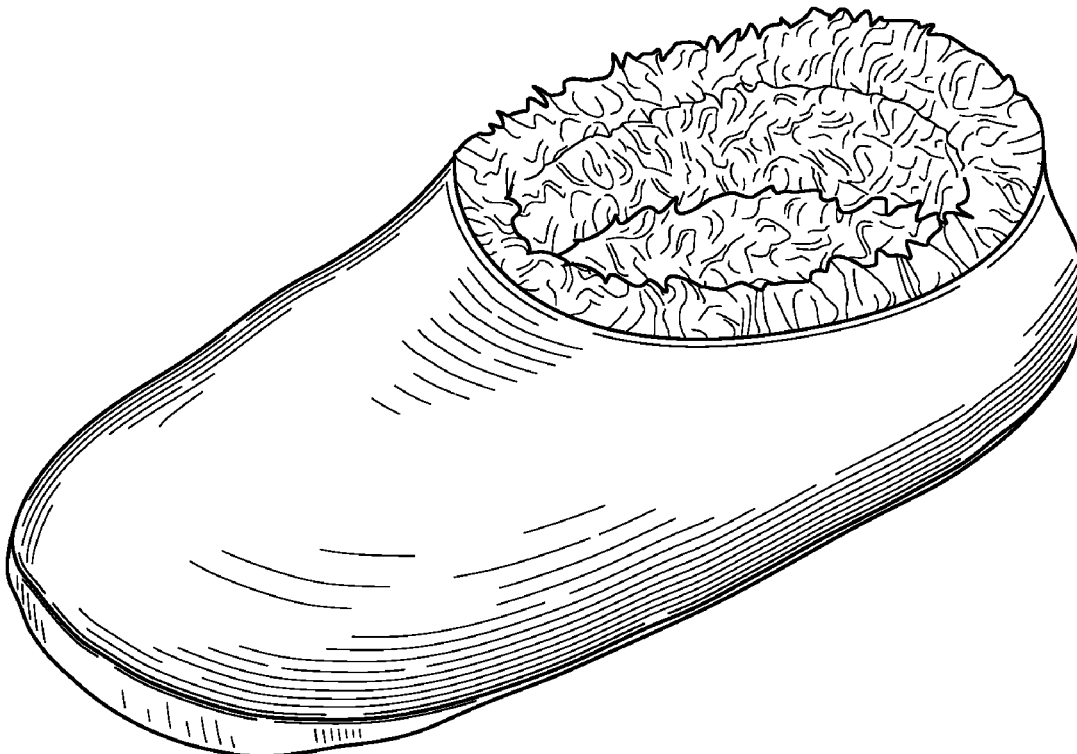
FIG. 5 is a right-side elevational view thereof;

FIG. 6 is a top plan view thereof;

FIG. 7 is a bottom plan view thereof; and,

FIG. 8 is a bottom plan view of another embodiment thereof.

1 Claim, 4 Drawing Sheets



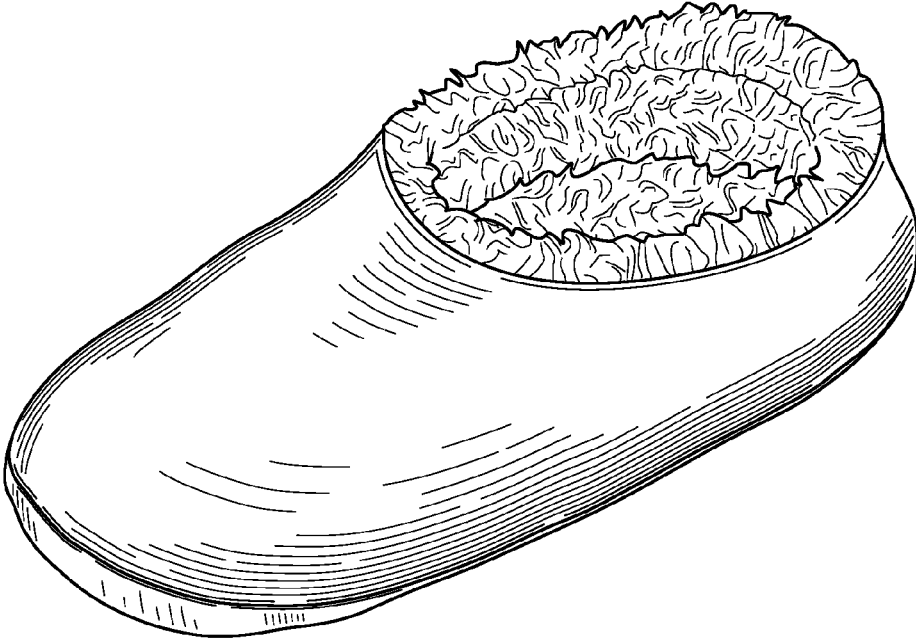


FIG. 1

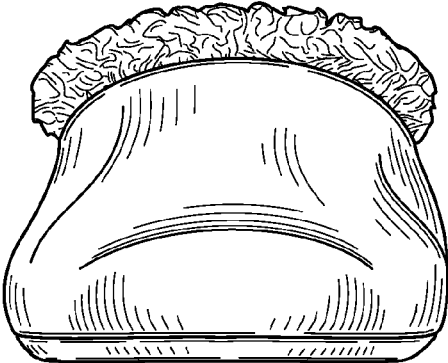


FIG. 2

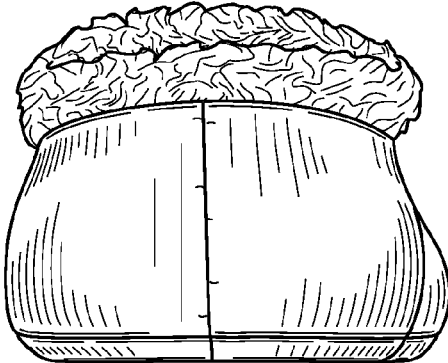


FIG. 3

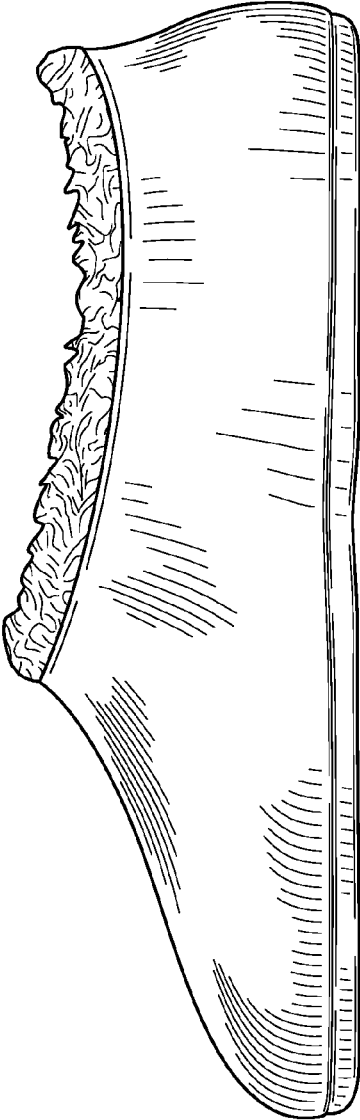


FIG. 4

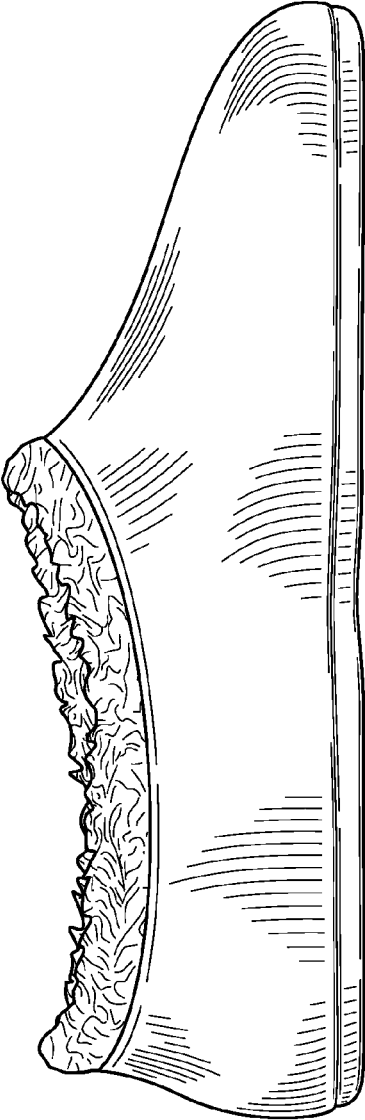


FIG. 5

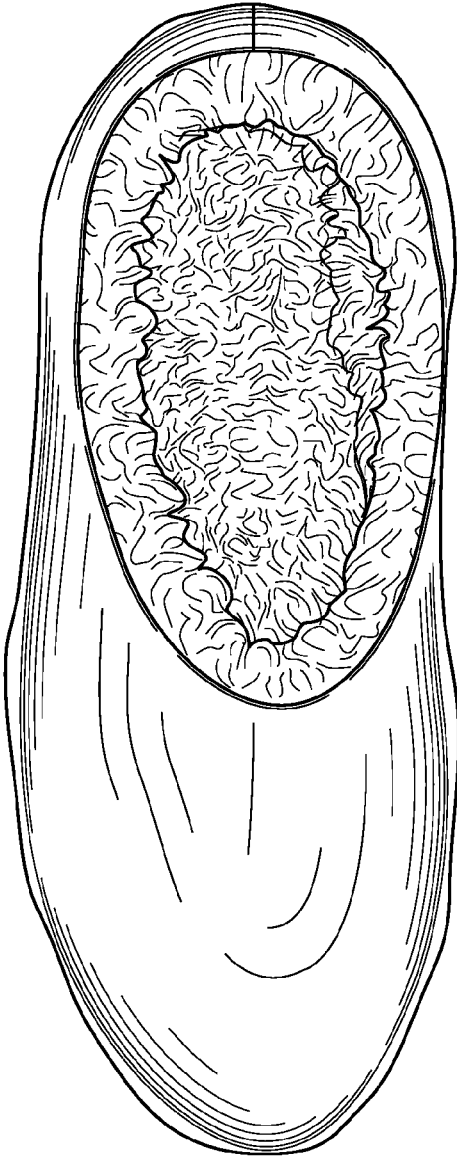


FIG. 6

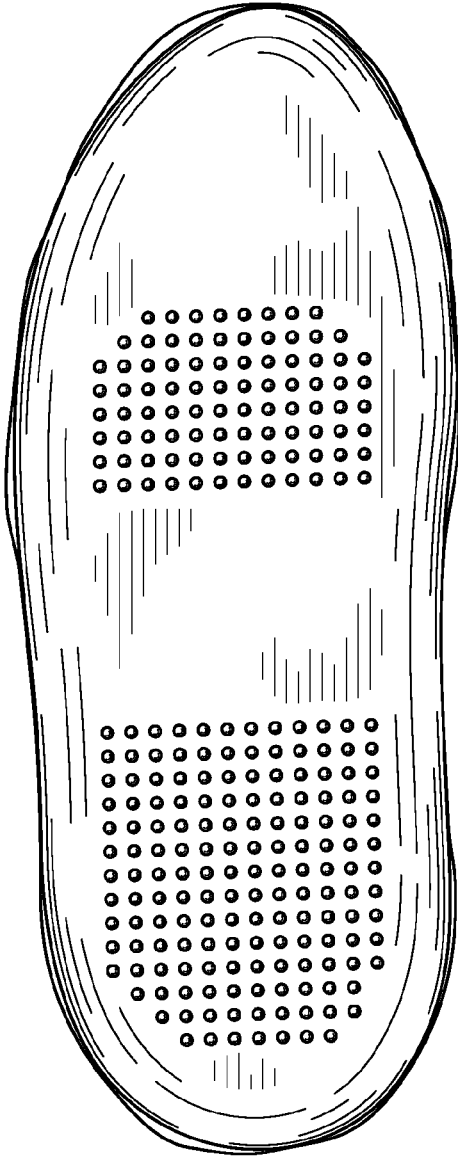


FIG. 7

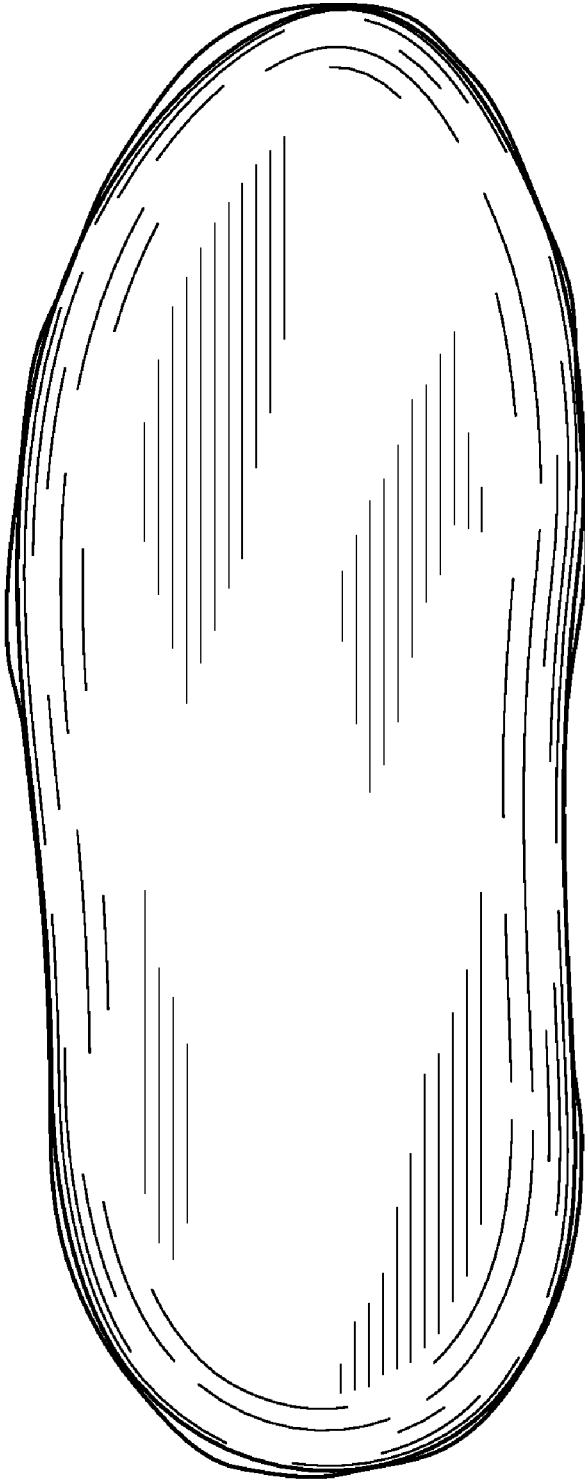


FIG. 8