



US00D730423S

(12) **United States Design Patent**
Vandenbussche

(10) **Patent No.:** **US D730,423 S**

(45) **Date of Patent:** **** May 26, 2015**

- (54) **CUBIC ACTION CAMERA**
- (71) Applicant: **C & A Marketing**, Ridgefield, NJ (US)
- (72) Inventor: **Gregoire Vandenbussche**, San Francisco, CA (US)
- (73) Assignee: **C & A Marketing**, Ridgefield, NJ (US)
- (**) Term: **14 Years**

D504,904 S *	5/2005	Nagai et al.	D16/203
D564,562 S *	3/2008	Honma et al.	D16/218
D585,925 S *	2/2009	Kuo	D16/202
D616,480 S *	5/2010	Ookawa et al.	D16/218
D713,868 S *	9/2014	Yang et al.	D16/202
2013/0242181 A1*	9/2013	Phoon et al.	348/374

* cited by examiner

Primary Examiner — Adir Aronovich
(74) *Attorney, Agent, or Firm* — LaMorte & Associates, P.C.

- (21) Appl. No.: **29/478,443**
- (22) Filed: **Jan. 5, 2014**
- (51) **LOC (10) Cl.** **16-01**
- (52) **U.S. Cl.**
USPC **D16/218**
- (58) **Field of Classification Search**
USPC D16/200–205, 208, 218; 348/373–376;
396/535–541
See application file for complete search history.

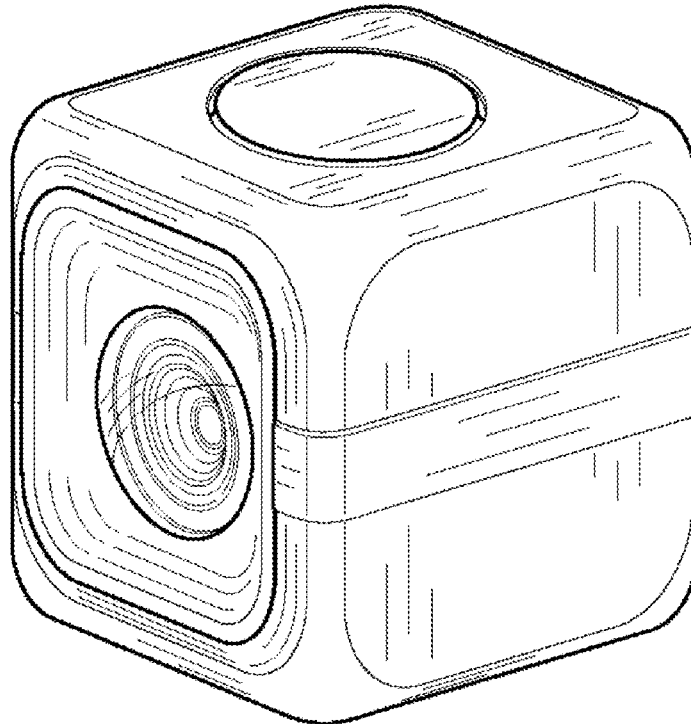
(57) **CLAIM**
The ornamental design for a cubic action camera, as shown and described.

DESCRIPTION

FIG. 1 is a top, front and right side perspective view of a cubic action camera showing my new design;
FIG. 2 is a front elevational view thereof;
FIG. 3 is a rear elevational view thereof;
FIG. 4 is a left side elevational view thereof;
FIG. 5 is a right side elevational view thereof;
FIG. 6 is a top plan view thereof; and,
FIG. 7 is a bottom plan view thereof.

- (56) **References Cited**
U.S. PATENT DOCUMENTS
D118,296 S * 12/1939 Tuomey D16/205
D441,386 S * 5/2001 Yamazaki D16/203

1 Claim, 7 Drawing Sheets



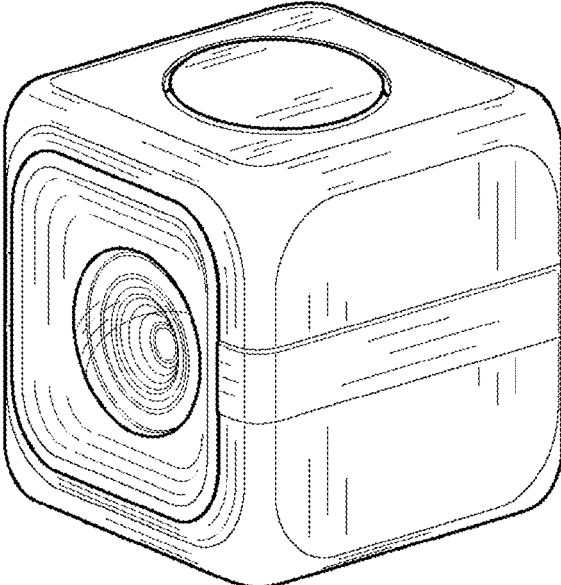


FIG. 1

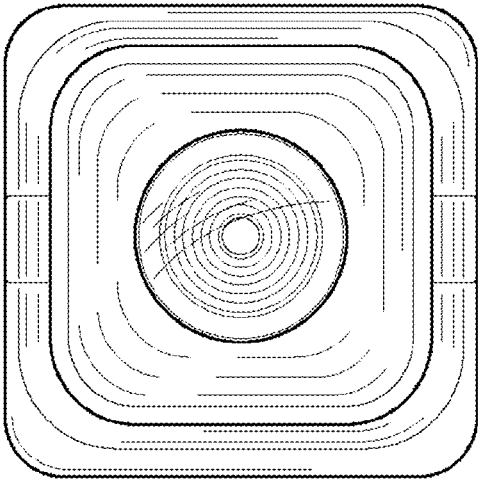


FIG. 2

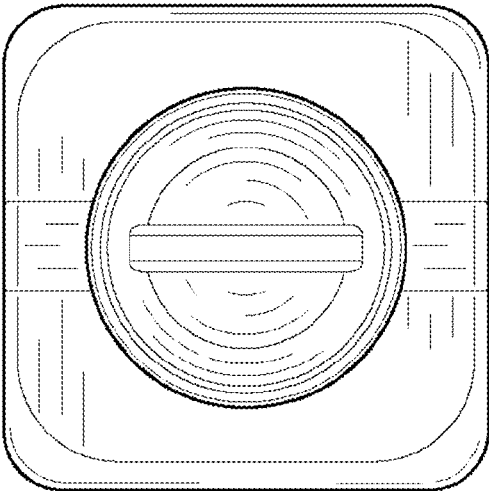


FIG. 3

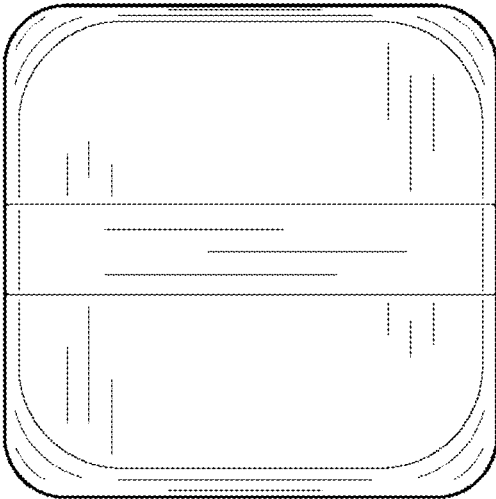


FIG. 4

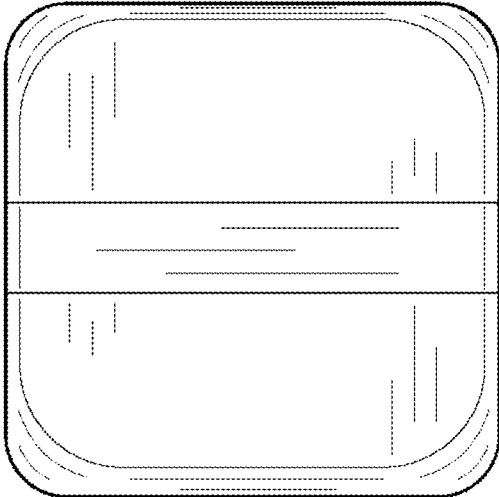


FIG. 5

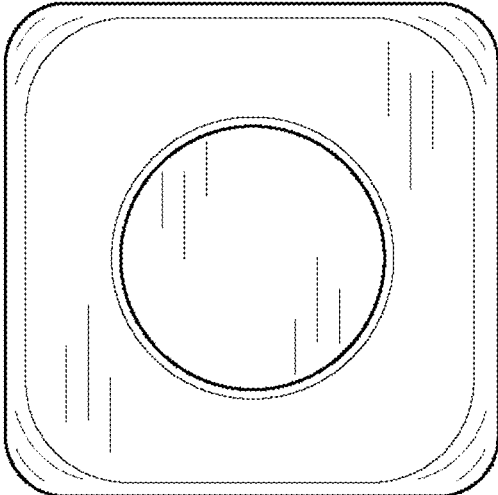


FIG. 6

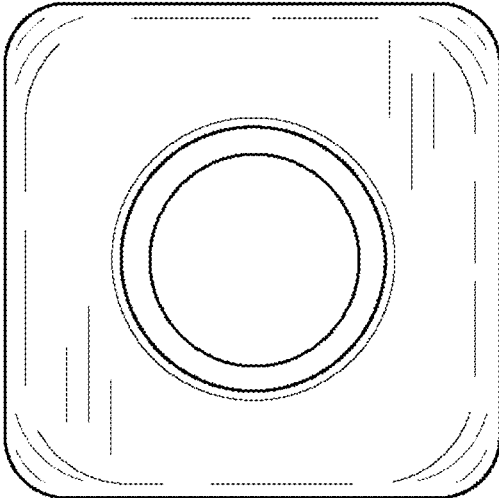


FIG. 7