



US00D498444S

(12) **United States Design Patent** (10) **Patent No.:** **US D498,444 S**
Mays et al. (45) **Date of Patent:** **** Nov. 16, 2004**

(54) **FRONT BUMPER FASCIA**

OTHER PUBLICATIONS

(75) Inventors: **J. C. Mays**, Dearborn, MI (US); **Larry R. Erickson**, Birmingham, MI (US)

40 Pages—Photographs of Commercial Parts.

* cited by examiner

(73) Assignee: **Ford Global Technologies, LLC**, Dearborn, MI (US)

Primary Examiner—Melody N. Brown

(74) *Attorney, Agent, or Firm*—Gigette M. Bejin

(**) Term: **14 Years**

(57) **CLAIM**

(21) Appl. No.: **29/194,542**

The ornamental design for a front bumper fascia, as shown and described.

(22) Filed: **Nov. 26, 2003**

DESCRIPTION

(51) **LOC (7) Cl.** **12-16**

FIG. 1 is a perspective view of a front bumper fascia showing my new design;

(52) **U.S. Cl.** **D12/169**

FIG. 2 is a top plan view of the front bumper fascia of FIG. 1;

(58) **Field of Search** D12/169, 196,
D12/190, 90-92, 171; 296/180.1, 180.2;
293/102, 113, 115, 120

FIG. 3 is a front view of the front bumper fascia of FIG. 1; and,

(56) **References Cited**

FIG. 4 is a side view of the front bumper fascia of FIG. 1 (the other side being a mirror image thereof).

U.S. PATENT DOCUMENTS

The vehicle shown in broken lines in FIG. 1 is for illustrative purpose only and form no part of the claimed design.

- D349,479 S * 8/1994 Kigoshi et al. D12/169
- D447,452 S * 9/2001 Im D12/169
- D452,207 S * 12/2001 Ishii et al. D12/169
- D473,499 S * 4/2003 Tanabe et al. D12/169
- D473,500 S * 4/2003 Okumoto et al. D12/169

1 Claim, 2 Drawing Sheets




Figure 1


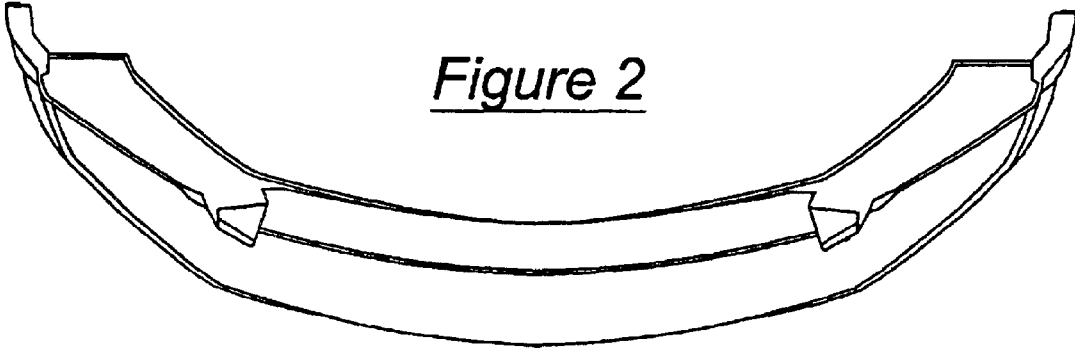


Figure 2




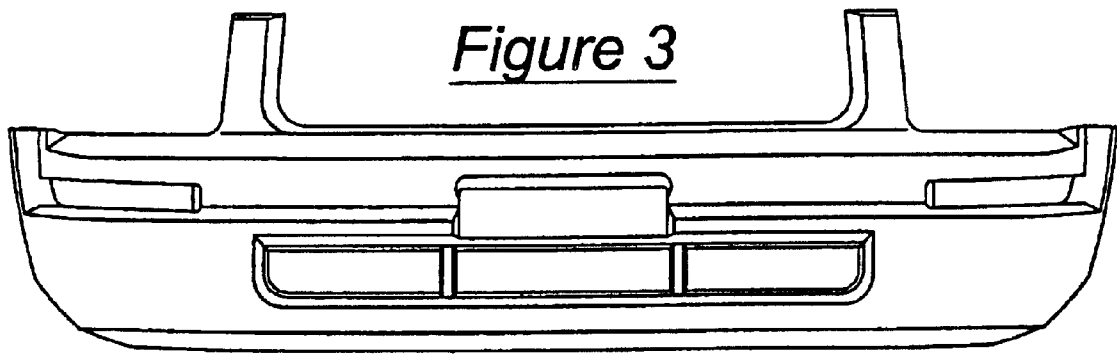


Figure 4