



US00D622477S

(12) **United States Design Patent**
Schindler

(10) **Patent No.:** **US D622,477 S**

(45) **Date of Patent:** **** Aug. 31, 2010**

(54) **GARMENT**

2,310,103 A 2/1943 McDonald
D152,981 S 3/1949 Kaupp

(75) Inventor: **Heather Thomson Schindler**, New York, NY (US)

(Continued)

(73) Assignee: **Times Three Clothier, LLC**, New York, NY (US)

FOREIGN PATENT DOCUMENTS

(**) Term: **14 Years**

JP 2006-316359 11/2006

(21) Appl. No.: **29/362,498**

(Continued)

(22) Filed: **May 26, 2010**

Primary Examiner—Philip S Hyder
Assistant Examiner—Anna J Burmeister
(74) *Attorney, Agent, or Firm*—Stroock & Stroock & Lavan LLP

Related U.S. Application Data

(63) Continuation of application No. 29/362,414, filed on May 25, 2010, which is a continuation of application No. 29/350,198, filed on Nov. 12, 2009, now Pat. No. Des. 616,627, which is a continuation of application No. 29/302,500, filed on Jan. 17, 2008, now Pat. No. Des. 606,285.

(57) **CLAIM**

The ornamental design for a garment, as shown and described herein.

(51) **LOC (9) Cl.** **02-01**

DESCRIPTION

(52) **U.S. Cl.** **D2/700**

(58) **Field of Classification Search** D2/700-703, D2/731, 732, 828, 840, 718, 737, 847, 714; 2/112, 113, 69; 450/96, 94, 115, 116, 122-124, 450/127, 132, 154, 10, 15, 30

FIG. 1 is a front elevation view of embodiment 1, of a garment;

FIG. 2 is a rear elevation view thereof;

FIG. 3 is a right elevation view thereof;

FIG. 4 is a left elevation view thereof;

See application file for complete search history.

FIG. 5 is a right side elevation view of embodiment 2, of a garment, where the front and rear elevation views are the same as FIGS. 1-2; and,

FIG. 6 is a left elevation view of embodiment 2, of a garment.

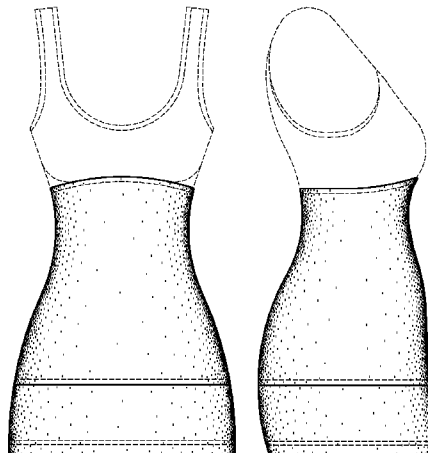
The phantom and/or broken lines are for illustrative purposes only and form no part of the claimed design. The broken lines depicting the stitching shown in the drawings are for environmental structure only and form no part of the claimed design. The broken lines depicting the human form shown in the drawings are for environmental structure only and form no part of the claimed design.

(56) **References Cited**

U.S. PATENT DOCUMENTS

357,068 A	2/1887	Dalby
570,696 A	11/1896	Brown
1,683,510 A	9/1928	Wiese
1,774,613 A	9/1930	Pidgeon
1,931,822 A	10/1933	Hoffman
1,977,329 A	10/1934	Clarke
2,052,784 A	9/1936	Martin
2,052,935 A	9/1936	Moran
D110,662 S	7/1938	Rielly
D128,536 S	7/1941	Weil
D129,078 S	8/1941	Monteil
D129,894 S	10/1941	Abeles

1 Claim, 6 Drawing Sheets



US D622,477 S

Page 2

U.S. PATENT DOCUMENTS			FOREIGN PATENT DOCUMENTS		
2,579,547 A	12/1951	Cadous	5,915,531 A	6/1999	Hilpert et al.
D170,694 S	10/1953	Kahn	6,000,993 A	12/1999	Erwin
D174,038 S	2/1955	Goldstein	D452,600 S	1/2002	Kim
D174,114 S	3/1955	Dior	D453,058 S	1/2002	Kim et al.
D174,115 S	3/1955	Dior	D453,255 S	2/2002	Kim et al.
D174,194 S	3/1955	Prochaska	6,430,748 B1	8/2002	Burkhart
D177,982 S	6/1956	Kahn	D556,978 S	12/2007	Thunstedt et al.
D181,626 S	12/1957	Cassini	D595,480 S	7/2009	Giugliano
2,963,022 A	12/1960	Spetalnik	2007/0094765 A1	5/2007	Summers et al.
3,026,875 A	3/1962	Kaupp	2008/0078208 A1	4/2008	Kronbach
3,036,574 A	5/1962	Nellie	2008/0134409 A1	6/2008	Karasina
D211,231 S	6/1968	Sallysy	2008/0229474 A1	9/2008	Fons et al.
3,454,013 A	7/1969	Cahill	2008/0244805 A1	10/2008	Griffin
D234,649 S	4/1975	Cascio			
D239,475 S	4/1976	Cascio	JP	2007-146337	6/2007
4,916,755 A	4/1990	Feigenbaum et al.	JP	2007-303002	11/2007

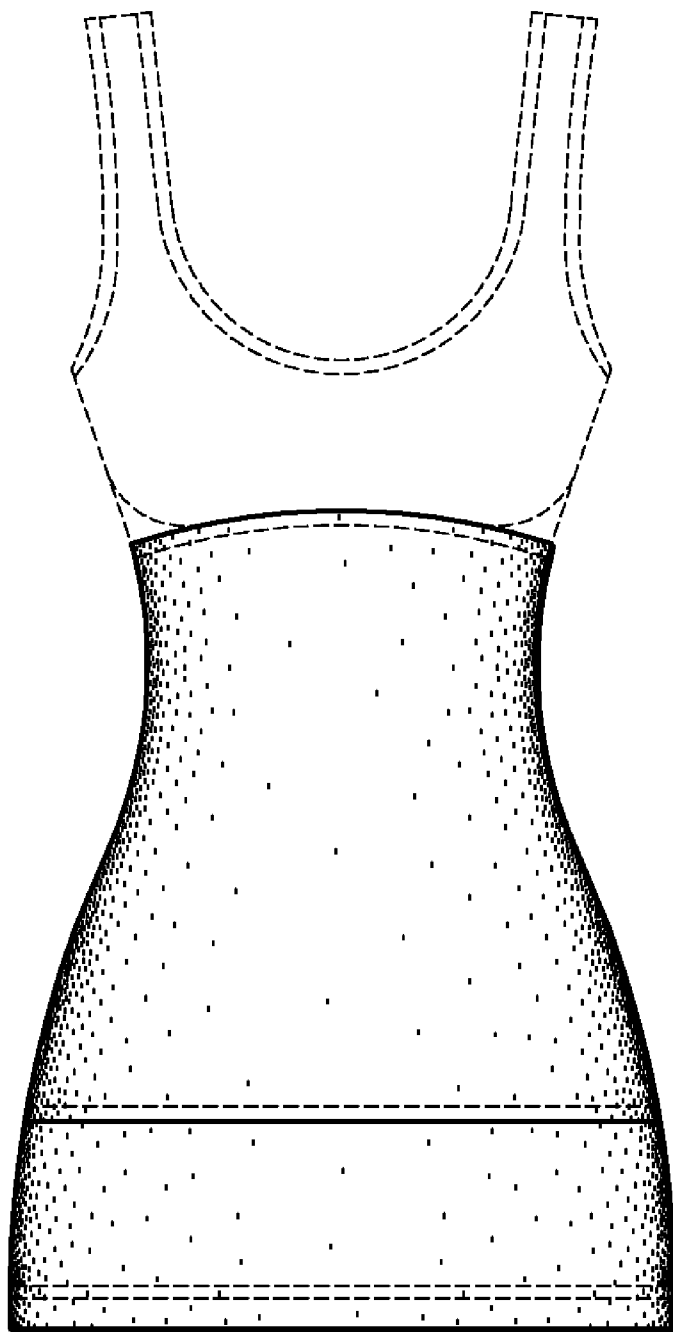


FIG. 1

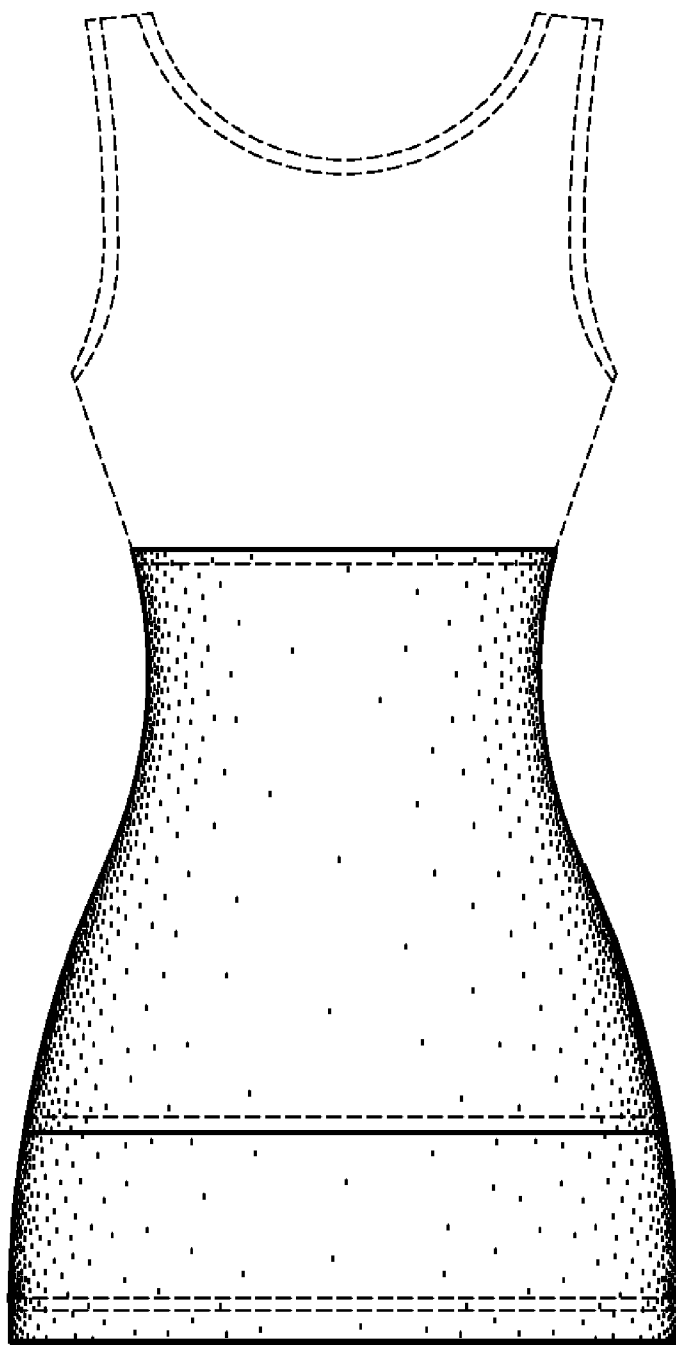


FIG. 2

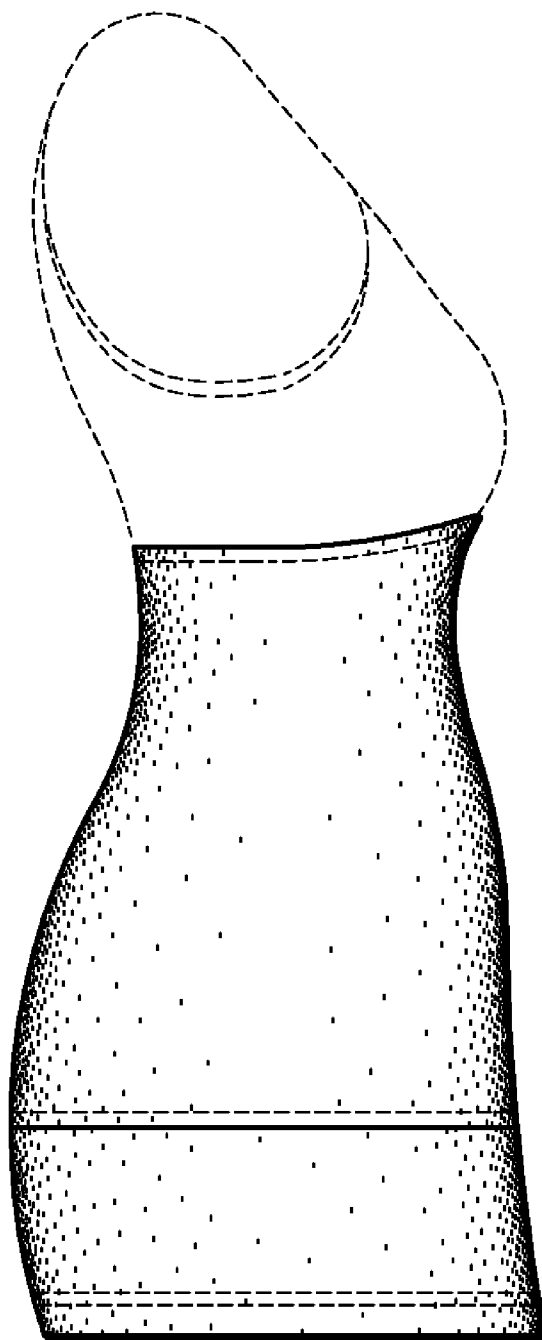


FIG. 3

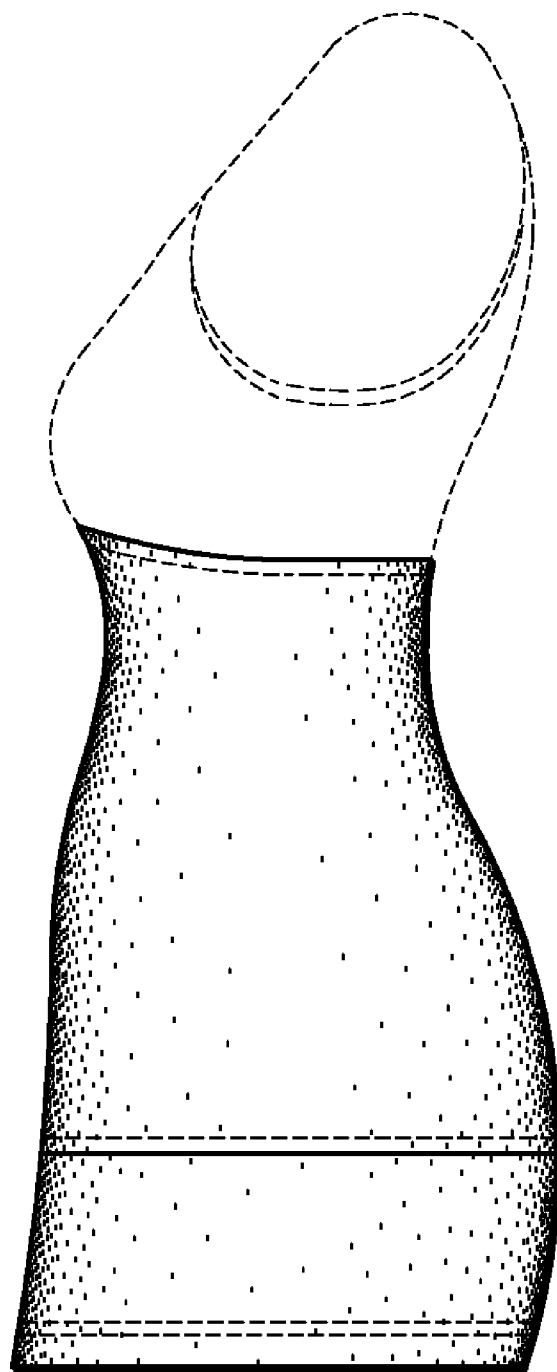


FIG. 4

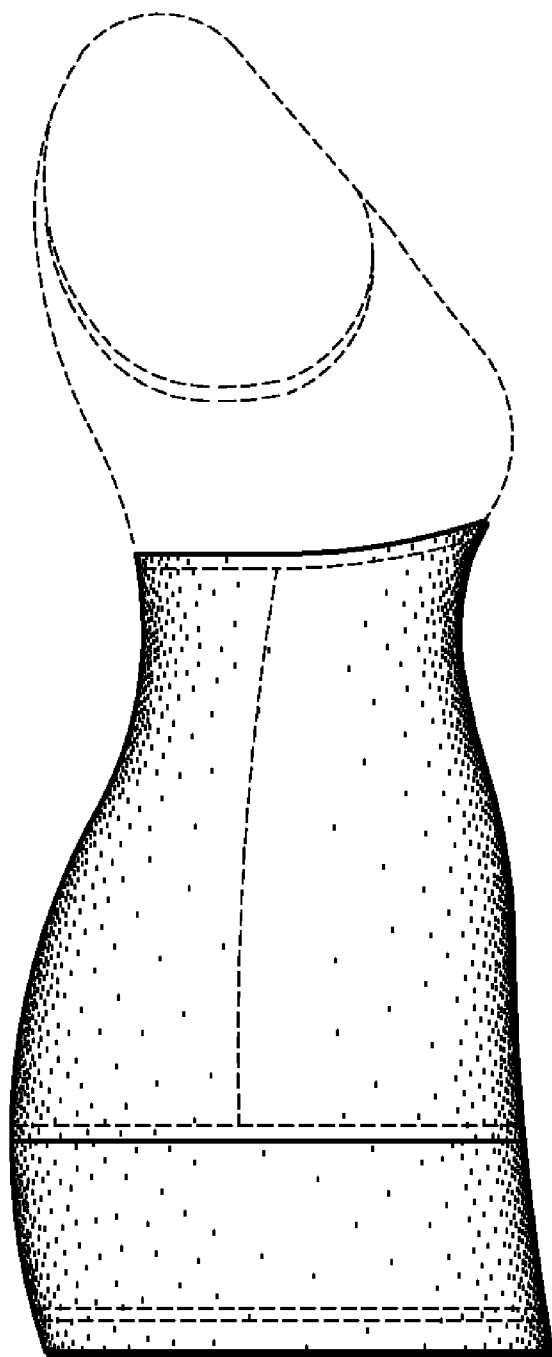


FIG. 5

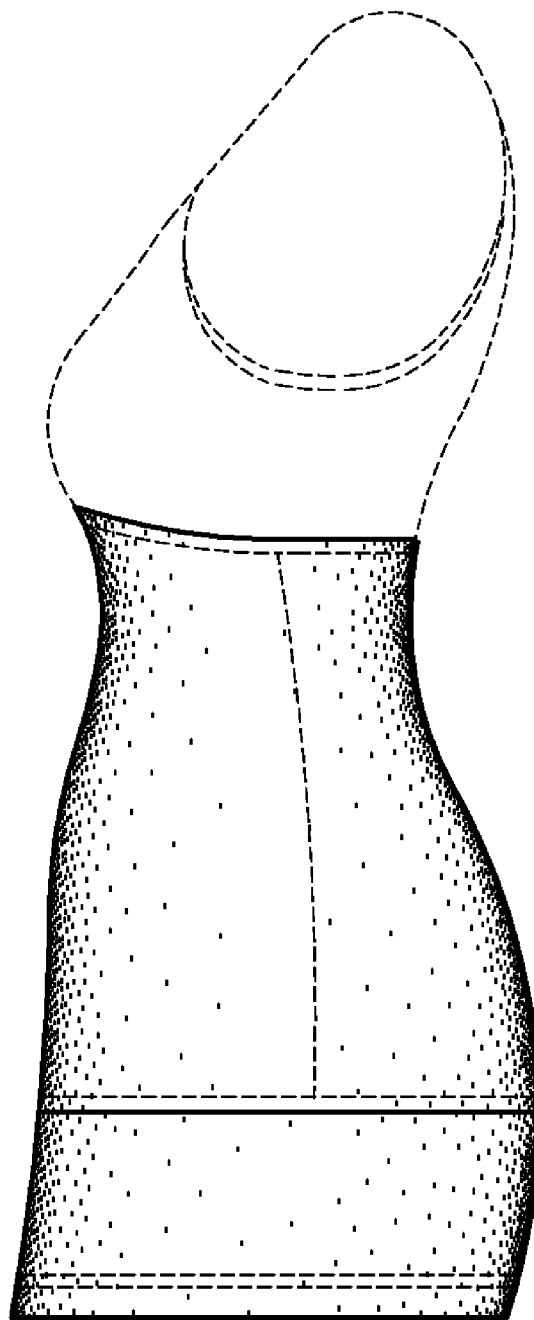


FIG. 6