



US00D554140S

(12) **United States Design Patent**
Armendariz

(10) **Patent No.:** **US D554,140 S**

(45) **Date of Patent:** **** Oct. 30, 2007**

(54) **USER INTERFACE FOR A PORTION OF A DISPLAY SCREEN**

(75) Inventor: **Nerea Armendariz**, Seattle, WA (US)

(73) Assignee: **Microsoft Corporation**, Redmond, WA (US)

(**) Term: **14 Years**

(21) Appl. No.: **29/246,936**

(22) Filed: **May 22, 2006**

(51) **LOC (8) Cl.** **14-04**

(52) **U.S. Cl.** **D14/487**

(58) **Field of Classification Search** D14/485-495;
D19/6; D20/11; 715/700-867, 973-977
See application file for complete search history.

(56) **References Cited**

U.S. PATENT DOCUMENTS

5,615,347	A *	3/1997	Davis et al.	715/833
D424,543	S *	5/2000	Hodgson	D14/487
D426,209	S *	6/2000	Hodgson	D14/487
6,489,978	B1 *	12/2002	Gong et al.	715/845
6,760,007	B2 *	7/2004	Iizuka et al.	345/157
D501,214	S *	1/2005	Melander et al.	D14/487
D518,829	S *	4/2006	Hally et al.	D14/486
D525,984	S *	8/2006	Hally et al.	D14/487
D534,177	S *	12/2006	Gusmorino et al.	D14/485
7,187,884	B2 *	3/2007	Bardolatzy et al.	399/81
D539,809	S *	4/2007	Totten et al.	D14/487
2002/0012526	A1 *	1/2002	Sai et al.	345/719

2003/0038832	A1 *	2/2003	Sobol	345/722
2004/0021678	A1 *	2/2004	Ullah et al.	345/700
2005/0086612	A1 *	4/2005	Gettman et al.	715/848
2005/0108645	A1 *	5/2005	Prentice et al.	715/722
2005/0183017	A1 *	8/2005	Cain	715/719
2006/0143567	A1 *	6/2006	Chiu et al.	715/720
2006/0156236	A1 *	7/2006	Heller et al.	715/716
2006/0218505	A1 *	9/2006	Compton et al.	715/781
2007/0038931	A1 *	2/2007	Allaire et al.	715/526

* cited by examiner

Primary Examiner—Cathron C. Brooks

Assistant Examiner—Deanna Fluegeman

(74) *Attorney, Agent, or Firm*—Banner & Witcoff, Ltd.

(57) **CLAIM**

The ornamental design for a user interface for a portion of a display screen, as shown and described.


DESCRIPTION

FIG. 1 is a front view of a user interface for a portion of a display screen showing my new design; and,

FIG. 2 is an enlarged view of the shaded region in FIG. 1.

The broken line bounding the shaded region represents an unclaimed boundary of the design. The broken line showing of various regions and the unshaded areas there within form no part of the claimed design. The broken line showing of the display screen is for illustrative purposes only and forms no part of the claimed design.

1 Claim, 2 Drawing Sheets






FIG. 1




FIG. 2