



US00D653699S

(12) **United States Design Patent**
Shin

(10) **Patent No.:** **US D653,699 S**

(45) **Date of Patent:** **** Feb. 7, 2012**

(54) **EYEGLASS**

(75) Inventor: **Jaе Shin**, Irvine, CA (US)

(73) Assignee: **Oakley, Inc.**, Foothill Ranch, CA (US)

(**) Term: **14 Years**

(21) Appl. No.: **29/383,492**

(22) Filed: **Jan. 18, 2011**

(51) **LOC (9) Cl.** **16-06**

(52) **U.S. Cl.** **D16/320; D16/326; D16/321**

(58) **Field of Classification Search** D16/101,
D16/300–342, 900; D29/109–110; D24/110.2;
351/41, 44, 51–52, 62, 158, 92, 103–123,
351/140, 153, 45–46; 2/426–432, 447–449,
2/441, 434–437, 13, 15; D21/483, 659–661
See application file for complete search history.

(56) **References Cited**

U.S. PATENT DOCUMENTS

D135,992 S	11/1942	Pomeranz
D178,178 S	7/1956	Fleming
D244,281 S	5/1977	Teufelhart
4,405,214 A	9/1983	Bolle
D300,226 S	3/1989	Ramp
D314,780 S	2/1991	Ramp
D353,387 S	12/1994	Peters
D380,766 S	7/1997	Simioni
D430,591 S	9/2000	Arnette
D488,499 S	4/2004	Mage
D497,934 S	11/2004	Sheldon
D534,573 S	1/2007	Mage
D539,831 S	4/2007	Hsu
D539,833 S	4/2007	Chuang
D545,348 S	6/2007	Chen
D545,868 S	7/2007	Chuang
D550,272 S	9/2007	Markovitz

D555,705 S	11/2007	Chuang
D561,811 S	2/2008	Fox et al.
D561,812 S	2/2008	Fox et al.
D561,813 S	2/2008	Baden
D570,897 S	6/2008	Fuchs
D575,323 S	8/2008	Jannard et al.
D583,405 S	12/2008	Chen
D585,475 S	1/2009	Yang
D586,379 S	2/2009	Thixton et al.
D595,333 S	6/2009	Markovitz et al.
D601,613 S	10/2009	Yee
D604,756 S	11/2009	Shin et al.

(Continued)

OTHER PUBLICATIONS

Berthet Bondet, Publication of 1995 Catalog, p. 5, Hommes, Models 2437 03, 2167 05, 2220 03.

(Continued)

Primary Examiner — Raphael Barkai

(74) *Attorney, Agent, or Firm* — Knobbe Martens Olson & Bear, LLP

(57) **CLAIM**

The ornamental design for an eyeglass, as shown and described.

DESCRIPTION

FIG. 1 is a front perspective view of an eyeglass of the present invention;

FIG. 2 is a front elevational view of the eyeglass of FIG. 1;


FIG. 3 is a rear elevational view of the eyeglass of FIG. 1;

FIG. 4 is a left side elevational view of the eyeglass of FIG. 1, the right side elevational view being a minor image thereof;

FIG. 5 is a top plan view of the eyeglass of FIG. 1; and,

FIG. 6 is a bottom plan view of the eyeglass of FIG. 1.

1 Claim, 4 Drawing Sheets



US D653,699 S

Page 2

U.S. PATENT DOCUMENTS

D604,758 S 11/2009 Rohrbach
D604,759 S 11/2009 Rohrbach
D606,578 S 12/2009 Markovitz et al.
D607,040 S 12/2009 Rohrbach
D610,603 S 2/2010 Thixton
D629,830 S 12/2010 Markovitz et al.

OTHER PUBLICATIONS

B.B. Sol. 1981 Catalog, Antilles, p. 4, Models 2805-01, 2806-04,
2813-01.
B.B. So. 1975 Catalog, Chrome—Jeans—Cuivre (Copper), Model
805-04.




FIG. 1

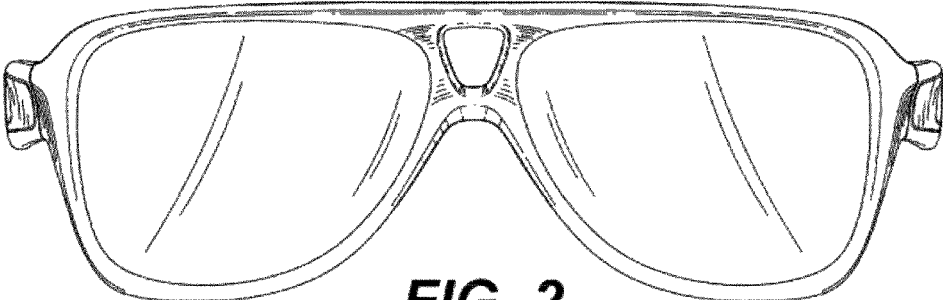


FIG. 2

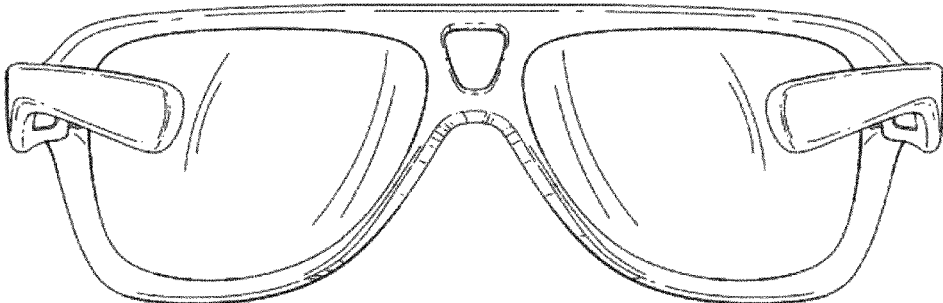


FIG. 3

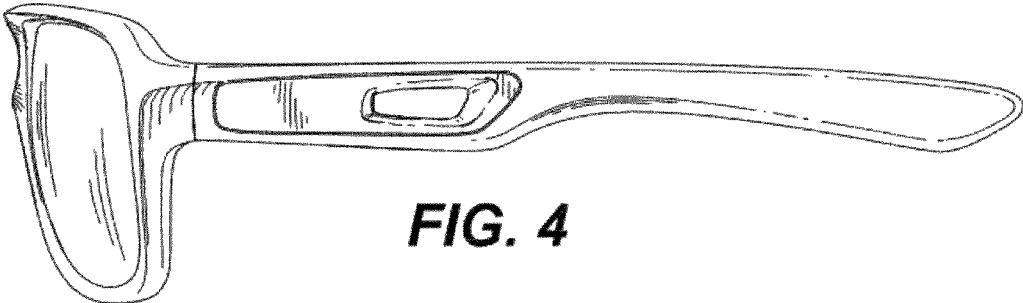


FIG. 4

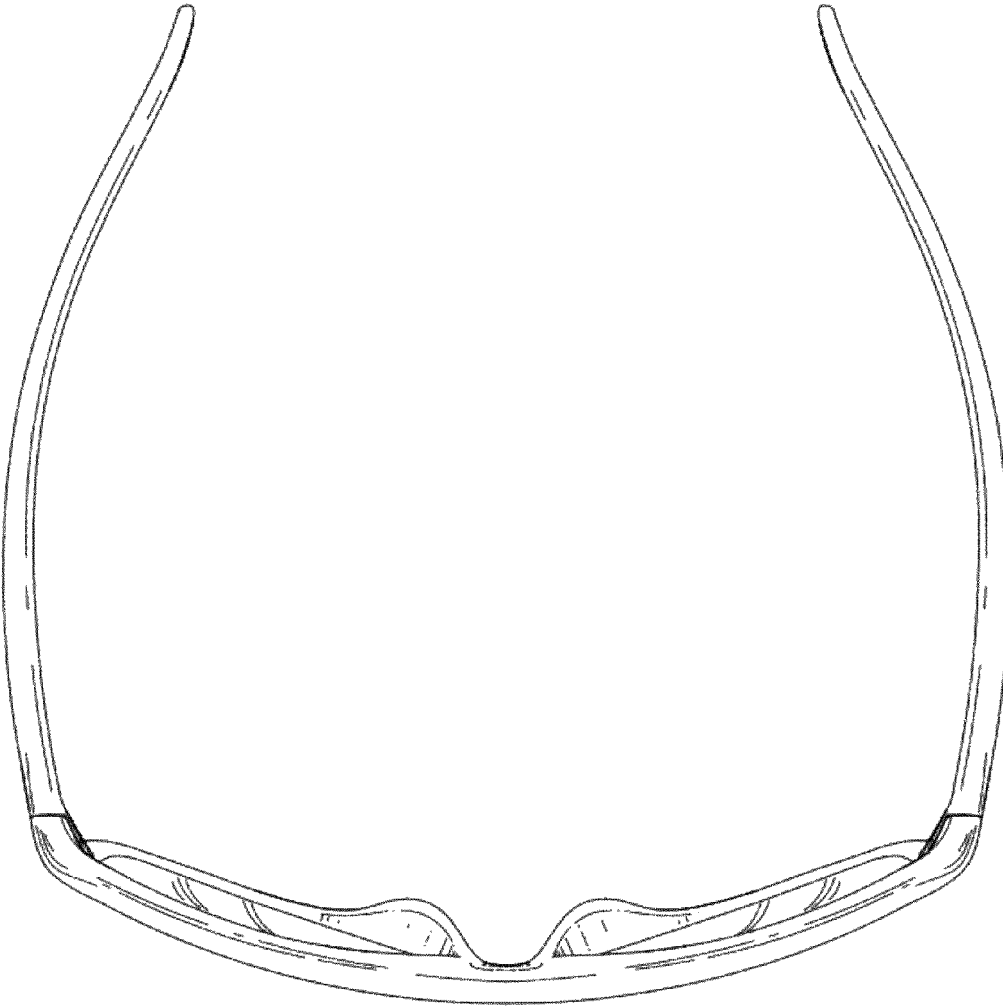


FIG. 5

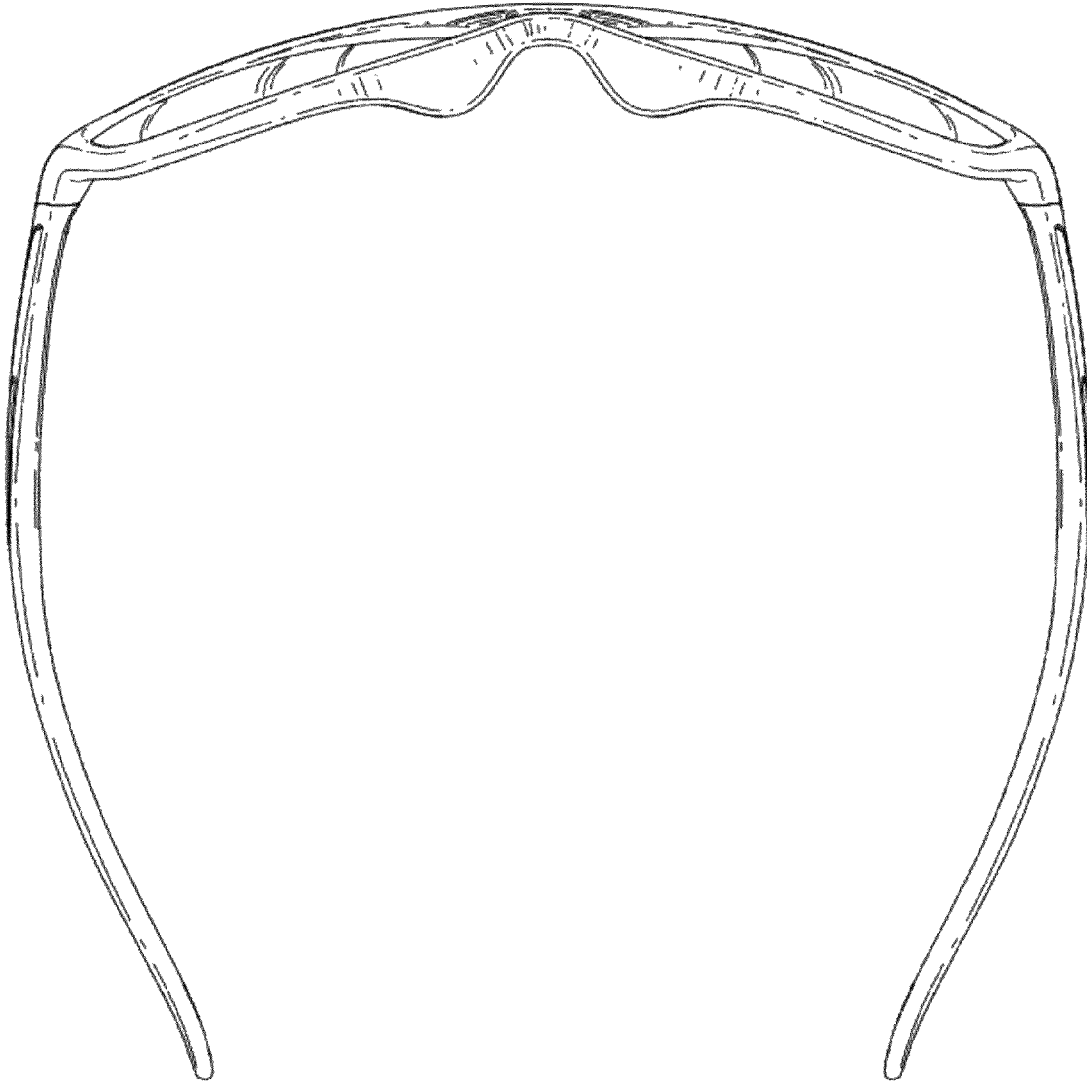


FIG. 6