



US00D556818S

(12) **United States Design Patent**
Jannard et al.

(10) **Patent No.:** **US D556,818 S**
(45) **Date of Patent:** **** Dec. 4, 2007**

- (54) **EYEGLASS COMPONENTS**
- (75) Inventors: **James H. Jannard**, Spieden Island, WA (US); **Hans Karsten Moritz**, Foothill Ranch, CA (US); **Colin Baden**, Irvine, CA (US)
- (73) Assignee: **Oakley, Inc.**, Foothill Ranch, CA (US)
- (**) Term: **14 Years**
- (21) Appl. No.: **29/272,777**
- (22) Filed: **Feb. 15, 2007**

- D481,063 S * 10/2003 Lane D16/326
- D500,781 S * 1/2005 Mage D16/335
- D534,572 S * 1/2007 Teng D16/337
- D535,318 S * 1/2007 Teng D16/335
- D535,319 S * 1/2007 Chuang D16/326
- D536,026 S * 1/2007 Bruck D16/326
- D537,467 S * 2/2007 Teng D16/326

OTHER PUBLICATIONS

Pending U.S. Appl. No. 29/227,719, filed Apr. 13, 2005, Jannard.
* cited by examiner

Primary Examiner—Raphael Barkai
(74) *Attorney, Agent, or Firm*—Gregory K. Nelson

Related U.S. Application Data

- (62) Division of application No. 29/227,719, filed on Apr. 13, 2005, now Pat. No. Des. 547,794.
- (51) **LOC (8) Cl.** **16-06**
- (52) **U.S. Cl.** **D16/326; D16/335**
- (58) **Field of Classification Search** D16/300-330, D16/101, 332-338; D29/109-110; D24/110.2; 351/41, 44, 51-52, 62, 158, 92, 103-111, 351/156, 61, 114-119, 121-123; 2/426-432, 2/447-449, 441, 436, 434-437
See application file for complete search history.

(57) **CLAIM**

The ornamental design for an eyeglass components, as shown and described.

DESCRIPTION

FIG. 1 is a front perspective view of the eyeglass components of the present invention;
 FIG. 2 is a perspective view thereof;
 FIG. 3 is a front elevational view thereof;
 FIG. 4 is a lateral left-side elevational view thereof, the lateral right-side elevational view being a mirror image thereof;
 FIG. 5 is a medial left-side elevational view thereof, the medial right-side elevational view being a mirror image thereof;
 FIG. 6 is a rear elevational view thereof;
 FIG. 7 is a bottom plan view thereof; and,
 FIG. 8 is a top elevational view thereof.

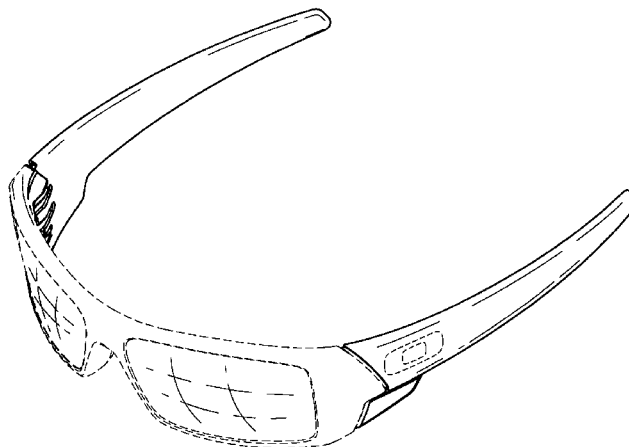
Phantom lining, where utilized, is for illustrative purposes only and is not intended to limit the claimed design to the features shown in phantom.

(56) **References Cited**

U.S. PATENT DOCUMENTS

- D193,028 S 6/1962 Petitto
- D199,150 S 9/1964 Carmichael
- D202,658 S 10/1965 Petitto
- D209,862 S 1/1968 McCracken
- D268,683 S 4/1983 Tenny
- D285,020 S 8/1986 Schmidthaler
- D372,726 S 8/1996 Simioni
- D390,589 S 2/1998 Simioni
- D397,351 S 8/1998 Simioni
- D407,099 S 3/1999 Wang
- D414,796 S 10/1999 Arnette

1 Claim, 5 Drawing Sheets



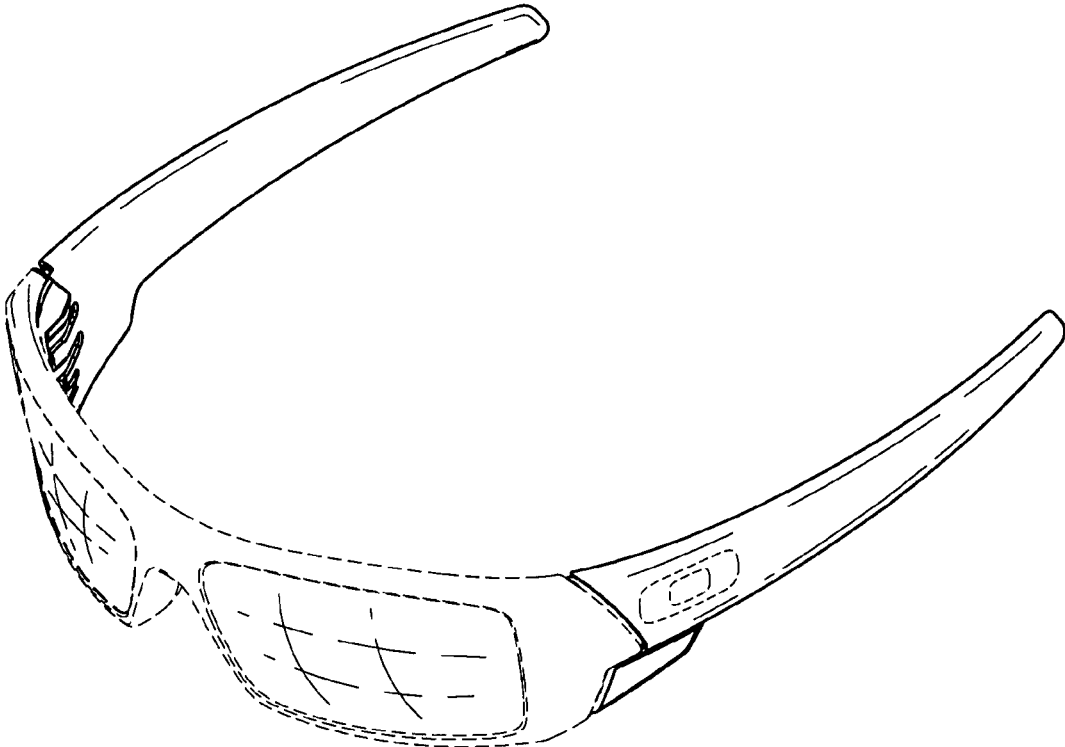


FIG. 1

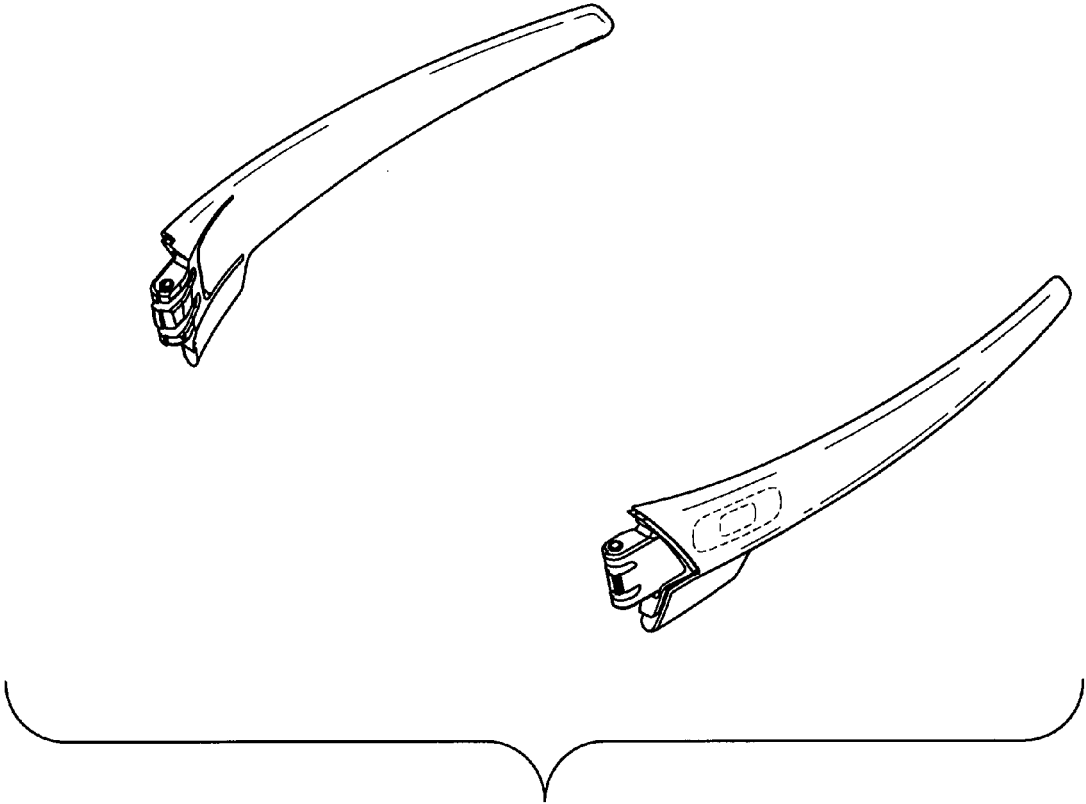


FIG. 2

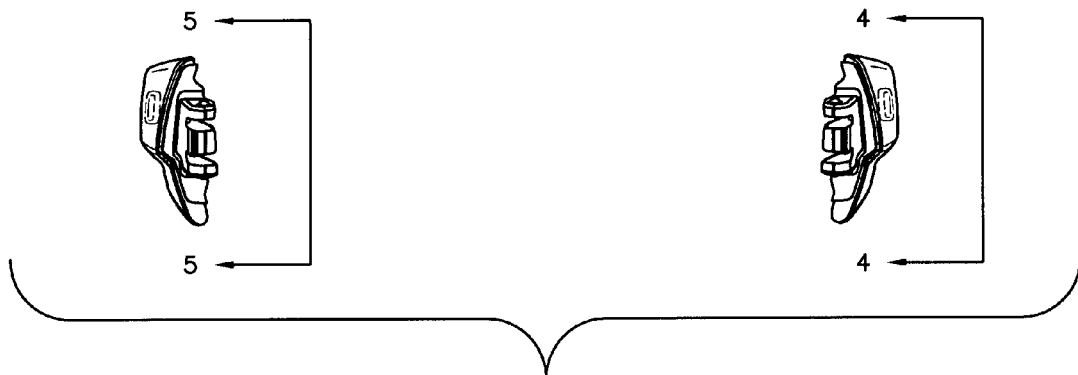


FIG. 3



FIG. 4



FIG. 5

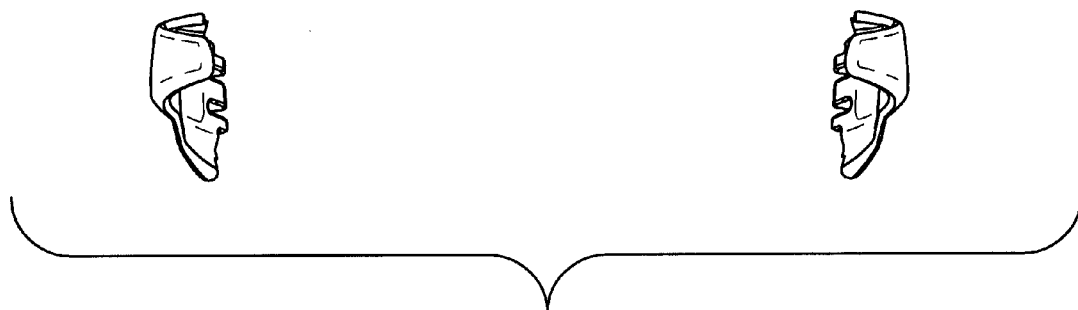


FIG. 6

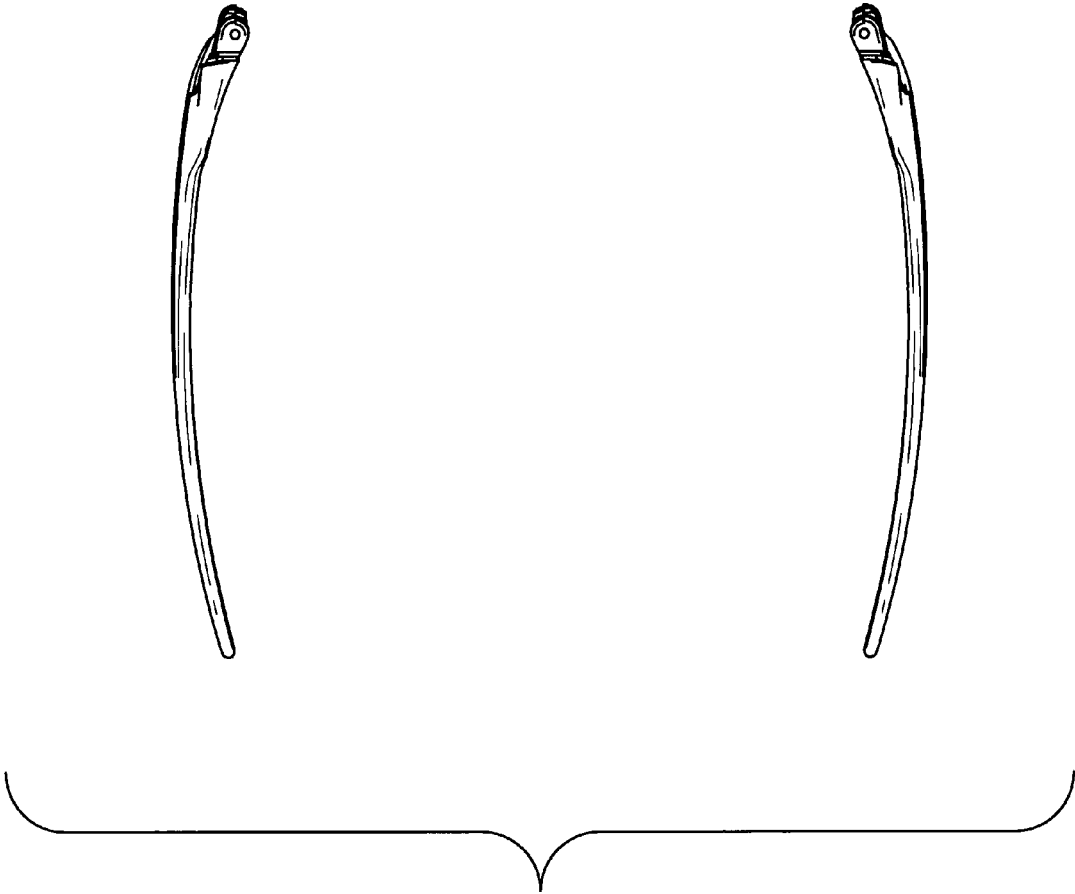


FIG. 7

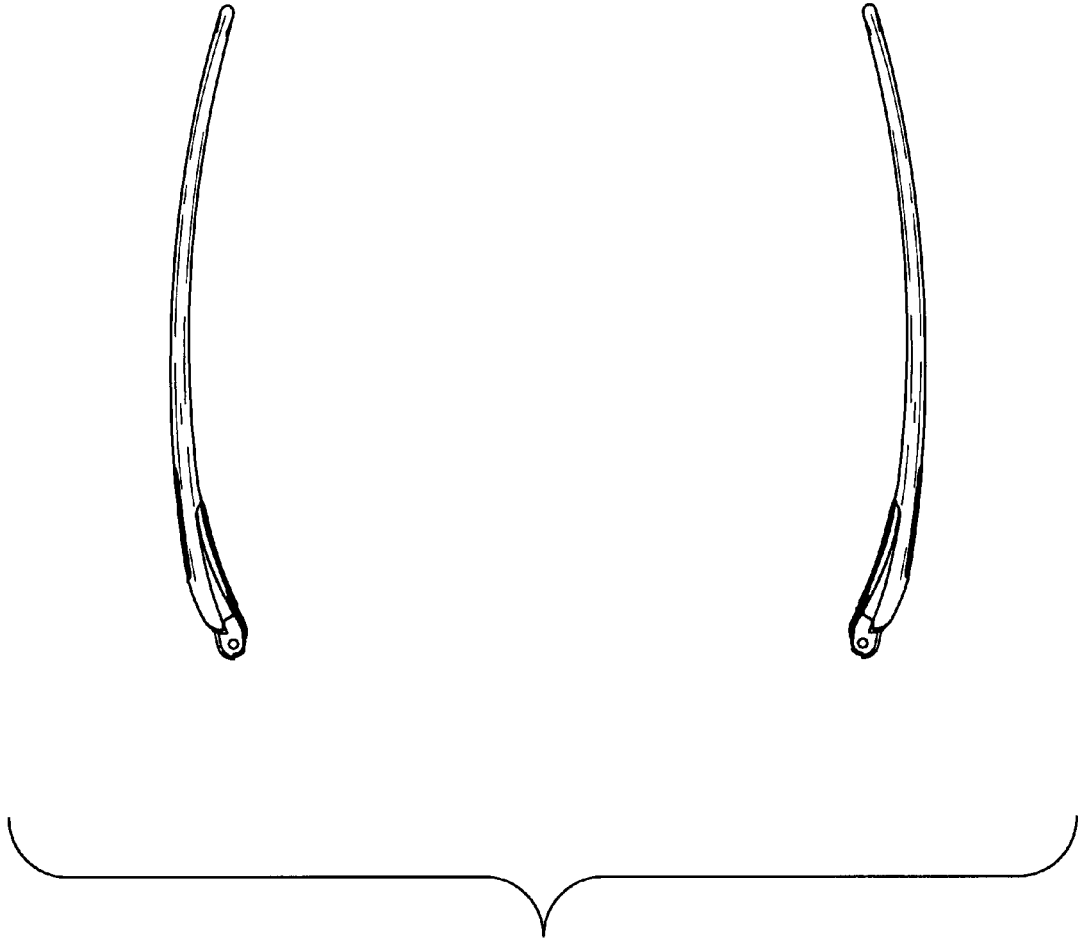


FIG. 8