



US00D554689S

(12) **United States Design Patent**
Jannard et al.

(10) **Patent No.:** **US D554,689 S**

(45) **Date of Patent:** **** Nov. 6, 2007**

(54) **EYEGLASS FRAME**

(75) Inventors: **James H. Jannard**, Spieden Island, WA (US); **Hans Karsten Moritz**, Foothill Ranch, CA (US); **Colin Baden**, Irvine, CA (US)

(73) Assignee: **Oakley, Inc.**, Foothill Ranch, CA (US)

(**) Term: **14 Years**

(21) Appl. No.: **29/272,776**

(22) Filed: **Feb. 15, 2007**

Related U.S. Application Data

(62) Division of application No. 29/227,719, filed on Apr. 13, 2005.

(51) **LOC (8) Cl.** **16-06**

(52) **U.S. Cl.** **D16/326**

(58) **Field of Classification Search** D16/300-330,
D16/101, 332-338; D29/109-110; D24/110.2;
351/41, 44, 51-52, 62, 158, 92, 103-111,
351/156, 61, 114-119, 121-123; 2/426-432,
2/447-449, 441, 436, 434-437

See application file for complete search history.

(56) **References Cited**

U.S. PATENT DOCUMENTS

D192,885 S *	5/1962	Petitto	D16/329
D193,028 S	6/1962	Petitto		
D199,150 S	9/1964	Carmichael		
D202,658 S	10/1965	Petitto		
D209,862 S	1/1968	McCracken		
D210,418 S *	3/1968	Bloch	D16/326
D218,569 S *	9/1970	McCracken	D16/325
D264,094 S *	4/1982	Morris	D16/325
D268,683 S	4/1983	Tenny		
D285,020 S	8/1986	Schmidthaler		
D372,726 S	8/1996	Simioni		
D390,589 S	2/1998	Simioni		
D397,351 S	8/1998	Simioni		

D399,238 S *	10/1998	Simioni	D16/326
D407,099 S	3/1999	Wang		
D414,796 S	10/1999	Arnette		
D420,035 S *	2/2000	Hartman	D16/325
D449,641 S *	10/2001	Arnette	D16/326
D488,499 S *	4/2004	Mage	D16/326
D500,781 S *	1/2005	Mage	D16/326
D518,847 S *	4/2006	Teng	D16/326
D532,033 S *	11/2006	Mangum	D16/326
D534,572 S *	1/2007	Teng	D16/326
D534,573 S *	1/2007	Mage	D16/326
D536,028 S *	1/2007	Paulson	D16/326
D537,467 S *	2/2007	Teng	D16/326

OTHER PUBLICATIONS

Sunglass Hut, p. 5, 2002.*

U.S. Appl. No. 29/227,719, filed Apr. 13, 2005, Jannard, Pending application.

* cited by examiner

Primary Examiner—Raphael Barkai

(74) *Attorney, Agent, or Firm*—Gregory K. Nelson

(57)

CLAIM

The ornamental design for an eyeglass frame, as shown and described.

DESCRIPTION

FIG. 1 is a front perspective view of the eyeglass frame of the present invention;

FIG. 2 is a left-side elevational view thereof, the right-side elevational view being a mirror image thereof;

FIG. 3 is a front elevational view thereof;

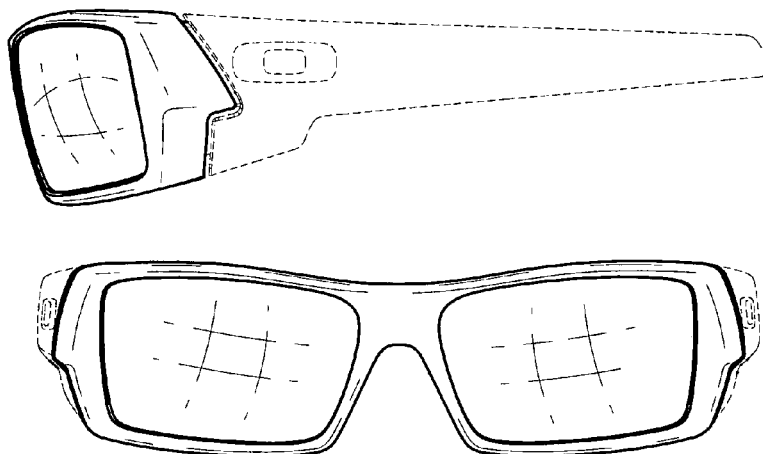
FIG. 4 is a rear elevational view thereof;

FIG. 5 is a top elevational view thereof; and,

FIG. 6 is a bottom plan view thereof.

Phantom lining, where utilized, is for illustrative purposes only and is not intended to limit the claimed design to the features shown in phantom.

1 Claim, 4 Drawing Sheets






FIG. 1




FIG. 2

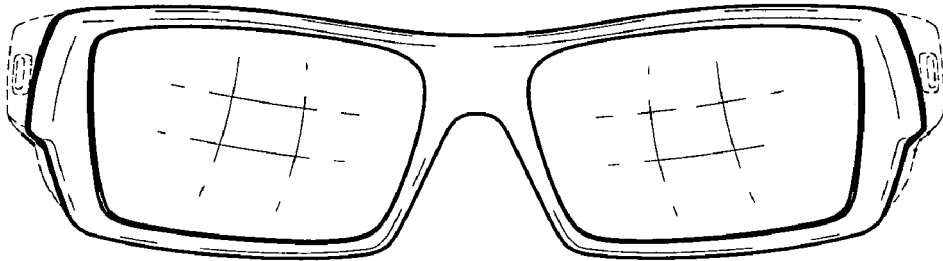


FIG. 3

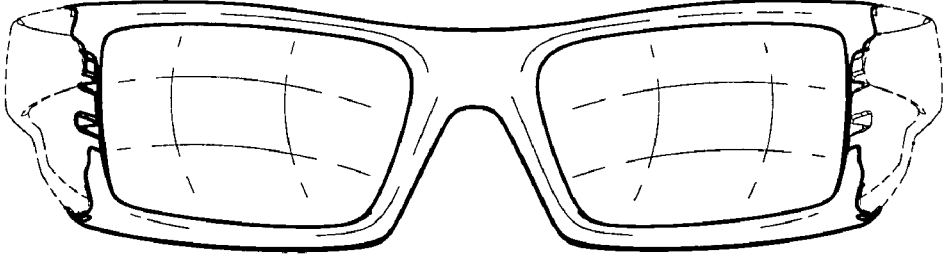


FIG. 4

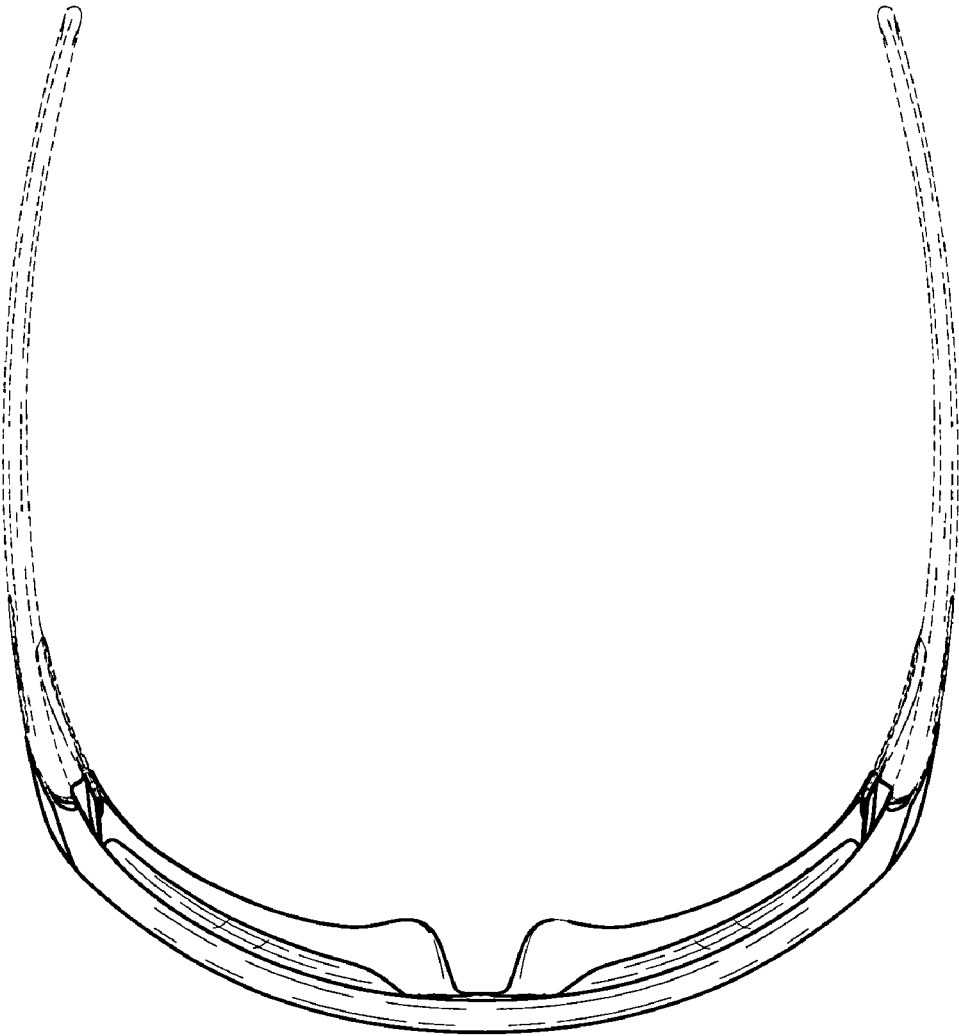


FIG. 5

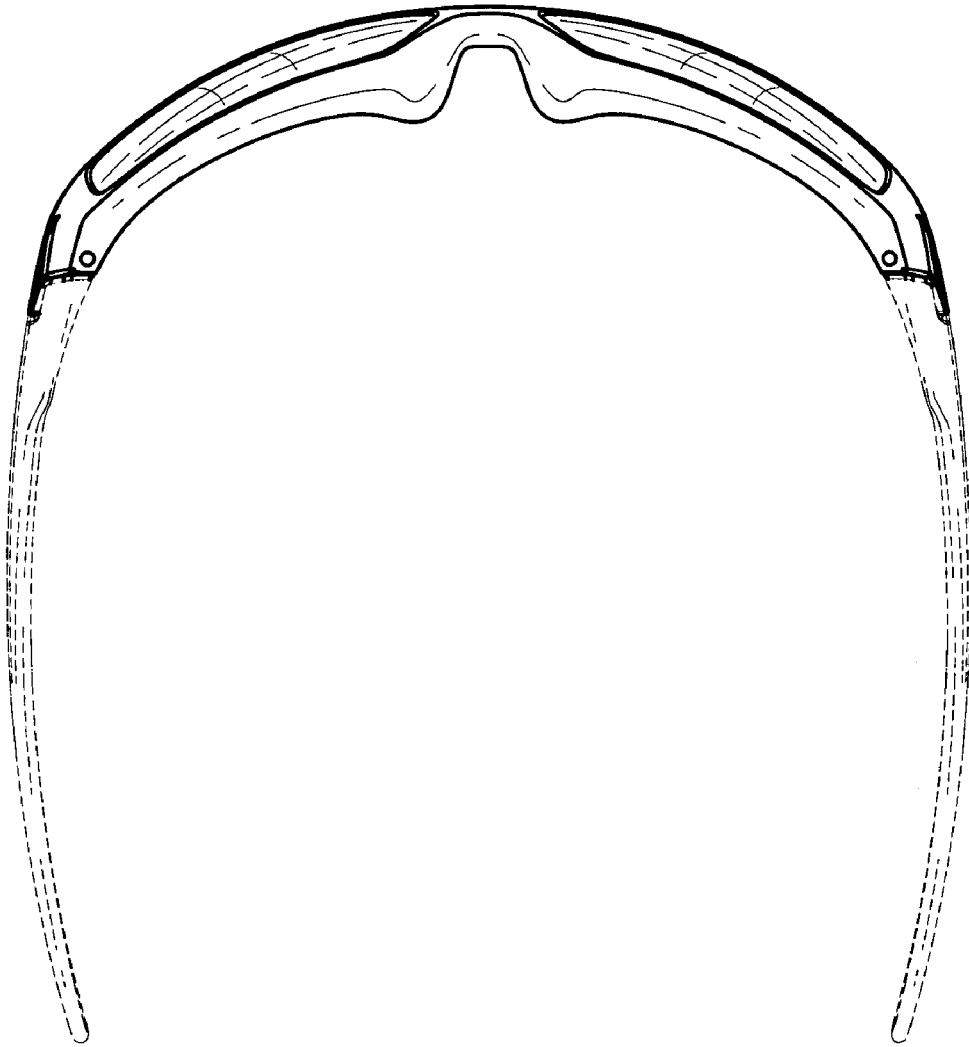


FIG. 6